

保护特性: aR

240V AC/150V DC

6-900A

分断能力: 100kA

20kA@150V DC



典型应用:

直流通用总保护

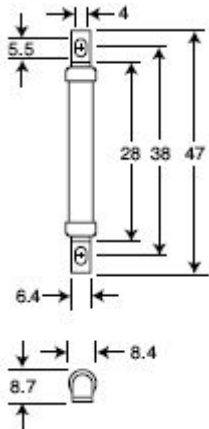
直流驱动器

逆变器/整流器

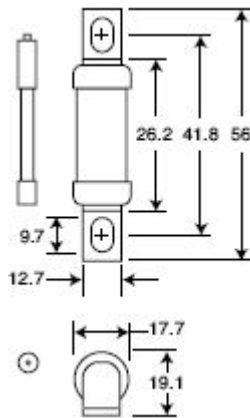
技术参数

外形尺寸

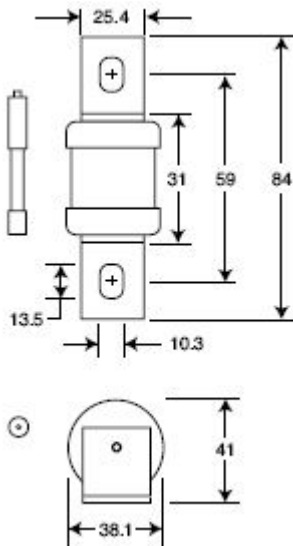
BS88-□A/240V-1



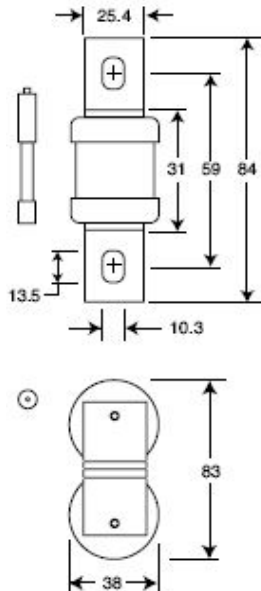
BS88-□A/240V-2



BS88-□A/240V-3




BS88-□A/240V-4



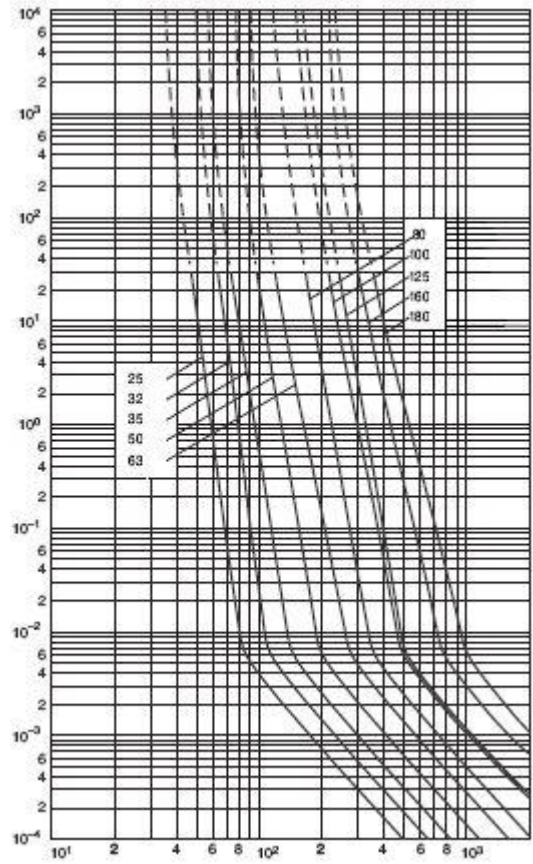
订货型号	额定电流 (A)	弧前 I <sup>2</sup> t (kA <sup>2</sup> s)	熔断 I <sup>2</sup> t (kA <sup>2</sup> s)	功耗 (W)
BS88-6A/240V-1	6	0.002	0.009	1
BS88-10A/240V-1	10	0.004	0.022	3
BS88-12A/240V-1	12	0.007	0.032	3
BS88-16A/240V-1	16	0.020	0.1	3
BS88-20A/240V-1	20	0.025	0.16	4
BS88-25A/240V-2	25	0.038	0.25	4
BS88-32A/240V-2	32	0.032	0.45	5
BS88-35A/240V-2	35	0.05	0.6	5
BS88-50A/240V-2	50	0.1	1.4	7
BS88-63A/240V-2	63	0.18	2.2	9
BS88-80A/240V-2	80	0.3	3.8	10
BS88-100A/240V-2	100	0.6	7.5	10
BS88-125A/240V-2	125	0.6	7.5	16
BS88-160A/240V-2	160	1.1	16	20
BS88-180A/240V-2	180	1.6	29	21
BS88-160A/240V-3	160	1.1	7	17
BS88-200A/240V-3	200	1.5	10	28
BS88-250A/240V-3	250	3.2	20	28
BS88-315A/240V-3	315	6	35	35
BS88-355A/240V-3	355	8	50	35
BS88-400A/240V-3	400	14	70	40
BS88-450A/240V-3	450	18	100	42
BS88-400A/240V-4	400	6	80	60
BS88-500A/240V-4	500	14	170	65
BS88-630A/240V-4	630	24	300	75
BS88-710A/240V-4	710	32	460	77
BS88-800A/240V-4	800	52	600	82
BS88-900A/240V-4	900	72	800	97

#### 240V 特性曲线

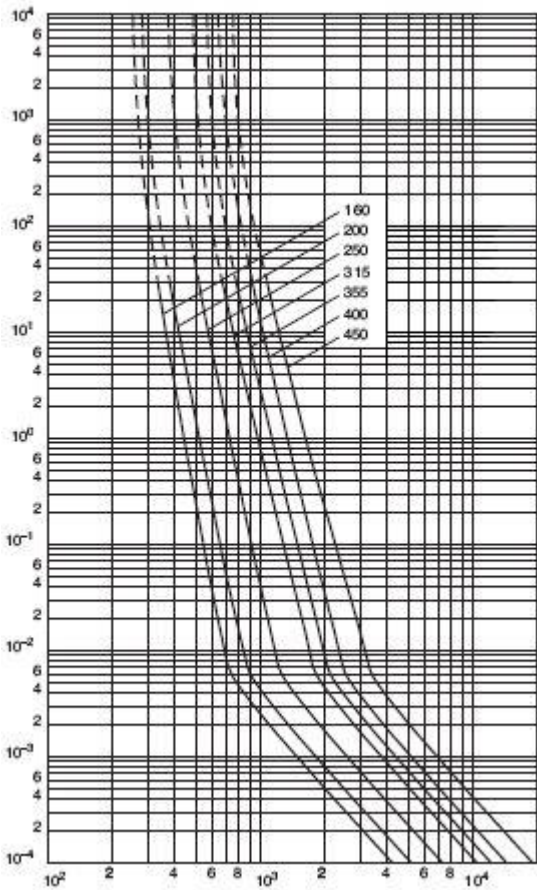
BS88-□A/240V-1



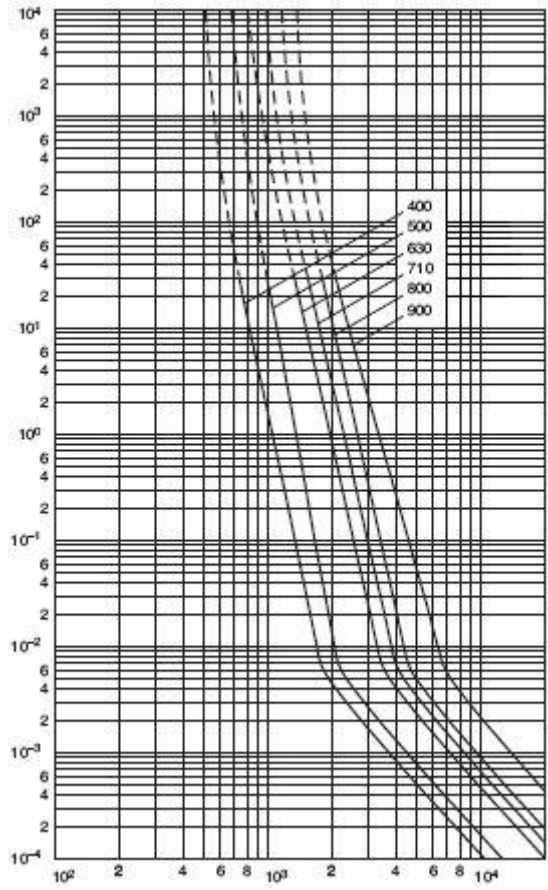
BS88-□A/240V-2



BS88-□A/240V-3



BS88-□A/240V-4



保护特性: aR

690V AC/500V DC

6-700A

分断能力: 100kA

20kA@500V DC



典型应用:

直流通用总保护

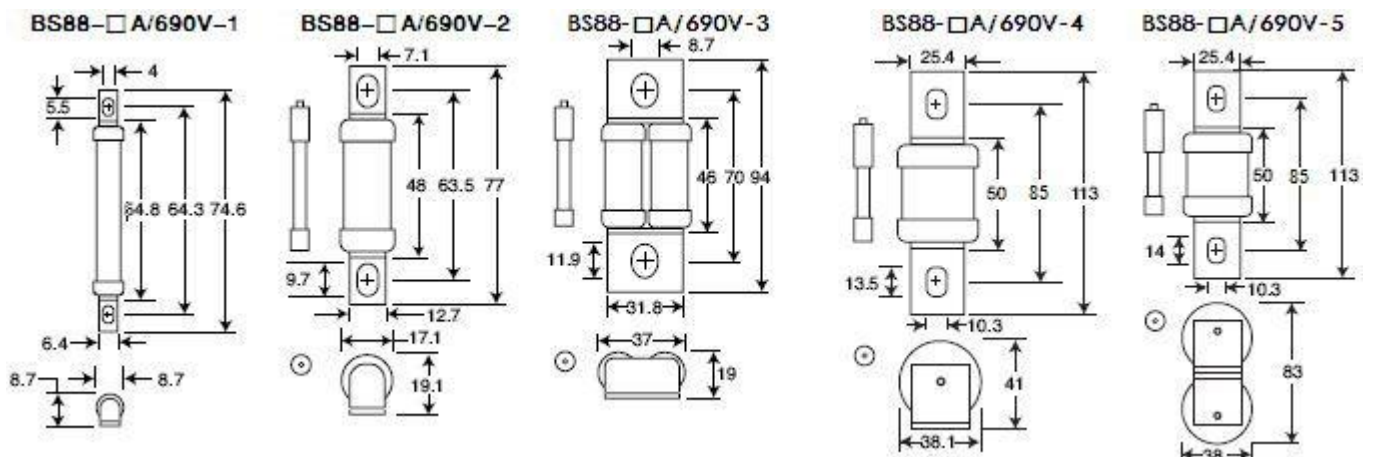
直流驱动器

逆变器/整流器

技术参数


订货型号	额定电流 (A)	弧前 I <sup>2</sup> t (kA <sup>2</sup> s)	熔断 I <sup>2</sup> t (kA <sup>2</sup> s)	功耗 (W)
BS88-6A/690V-1	6	0.002	0.012	2
BS88-10A/690V-1	10	0.007	0.048	3
BS88-12A/690V-1	12	0.01	0.065	3
BS88-16A/690V-1	16	0.02	0.11	7
BS88-20A/690V-1	20	0.03	0.22	7
BS88-25A/690V-2	25	0.025	0.25	7
BS88-35A/690V-2	35	0.033	0.2	9
BS88-40A/690V-2	40	0.052	0.3	9
BS88-45A/690V-2	45	0.076	0.45	11
BS88-56A/690V-2	56	0.103	0.6	11
BS88-63A/690V-2	63	0.135	0.75	12
BS88-80A/690V-2	80	0.25	1.5	20
BS88-100A/690V-3	100	0.4	2.5	24
BS88-120A/690V-3	120	0.6	3.2	32
BS88-140A/690V-3	140	0.9	3.8	36
BS88-160A/690V-3	160	1	5.5	46
BS88-180A/690V-3	180	1.4	8.4	46
BS88-200A/690V-3	200	1.9	11.5	52
BS88-180A/690V-4	180	1.5	13.5	40
BS88-200A/690V-4	200	2.6	18.5	40
BS88-225A/690V-4	225	3.7	26.5	45
BS88-250A/690V-4	250	5.2	37.5	48
BS88-280A/690V-4	280	7	55	48
BS88-315A/690V-4	315	10	77	55
BS88-350A/690V-4	350	15	105	55
BS88-400A/690V-5	400	10	72	85
BS88-450A/690V-5	450	15	105	90
BS88-500A/690V-5	500	20	150	100
BS88-550A/690V-5	550	30	215	100
BS88-630A/690V-5	630	45	310	110
BS88-700A/690V-5	700	60	420	120

外形尺寸

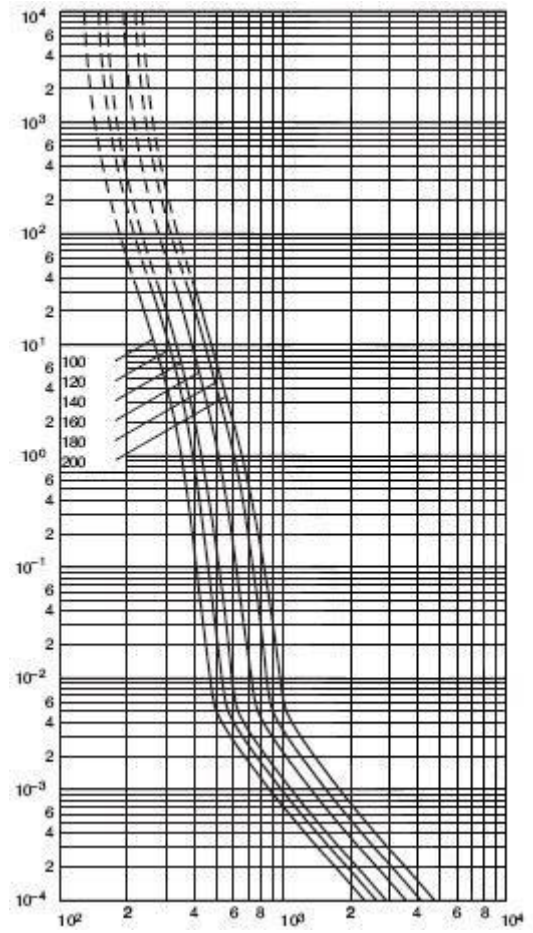


#### 690V 特性曲线

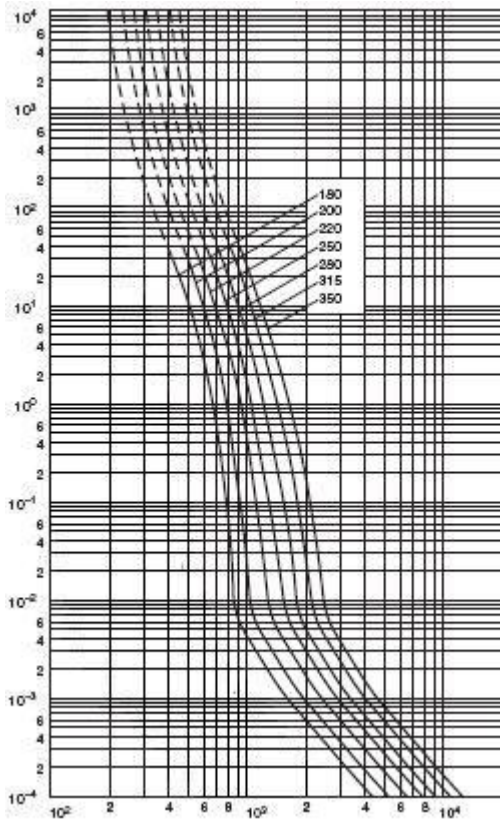
BS88-□A/690V-1 和-2



BS88-□A/690V-3



BS88-□A/690V-4



BS88-□A/690V-5

